

# CL-M product information sheet

## Product Specifications

**Fits most:** 23" - 47" flat panels

**Supports up to:** 80 lbs (36.3 kg)

**Tilt:** -5° to +15°

**Mounting profile:** 5.32" (135mm)\*

**Maximum extension:** 24.02" (610mm)\*

**VESA Compliant:** 100x100 to 400x400

**Mounting:** Single-stud and solid wall

**Warranty:** 5 years

**Color:** Black

\*Adapter adds 0.31" (8mm)

## Product Benefits

- Tilt, pan and swivel for maximum viewing flexibility
- Die-cast aluminum construction for maximum support in a lightweight mount
- I-beam arm design for added strength
- Innovative 4-link tilt mechanism for smooth, effortless movement
- Double-capacity cable management system guides wires
- Includes adapters for greater VESA compatibility
- Built-in screen leveling
- Lift n' Lock™ allows you to easily attach your flat panel to the mount
- Locking system secures panel to mount
- Rotate for portrait or landscape orientation
- Installation template for simple and accurate mounting
- Includes complete hardware kit



A double-capacity cable management system is seamlessly integrated into the CL-M, allowing for twice as many cables to be neatly tucked away within the arm's housing

## Series



CL-S



CL-M



UCL-L



UCL-X



OmniMount, an innovator of A/V mounts and furniture for more than a quarter century, is the choice of professional installers and the brand most recommended by flat panel manufacturers. The popular Architectural Series is a full line of full motion mounts with innovation, durability and maximum functionality built right in. The CL-M is ideal for anyone requiring a medium heavy-duty full motion mount with advanced features.



# CL-M technical data sheet



OmniMount, an innovator of A/V mounts and furniture for more than a quarter century, is the choice of professional installers and the brand most recommended by flat panel manufacturers. The popular Architectural Series is a full line of full motion mounts with innovation, durability and maximum functionality built right in. The CL-M is ideal for anyone requiring a medium heavy-duty full motion mount with advanced features.



## Product Specifications

**Fits most:** 23" - 47" flat panels

**Supports up to:** 80 lbs (36.3 kg)

**Tilt:** -5° to +15°

**Mounting profile:** 5.32" (135mm)\*

**Maximum extension:** 24.02" (610mm)\*

**VESA Compliant:** 100x100 to 400x400

**Mounting:** Single-stud and solid wall

**Warranty:** 5 years

**Color:** Black

\*Adapter adds 0.31" (8mm)

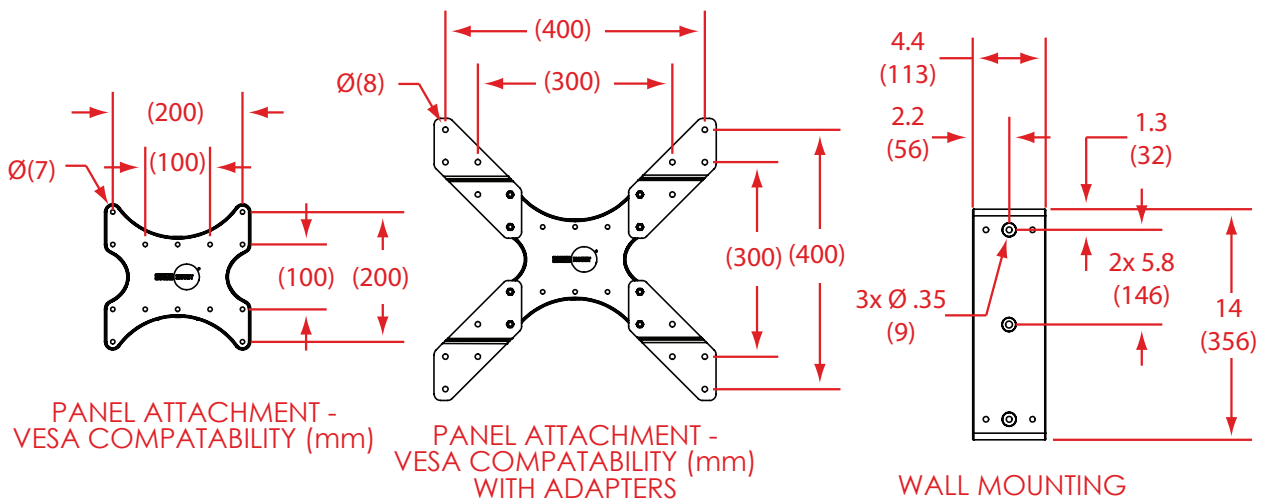
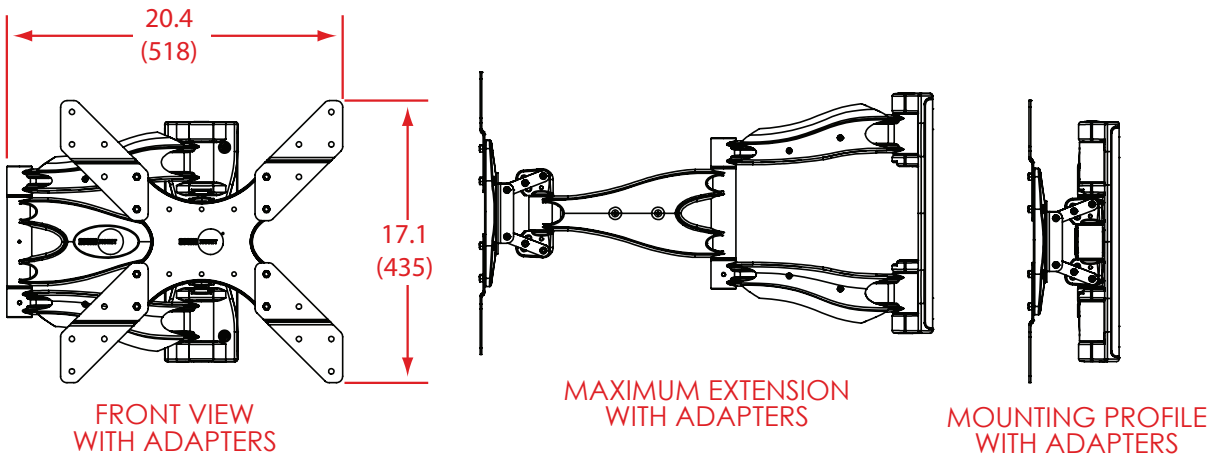
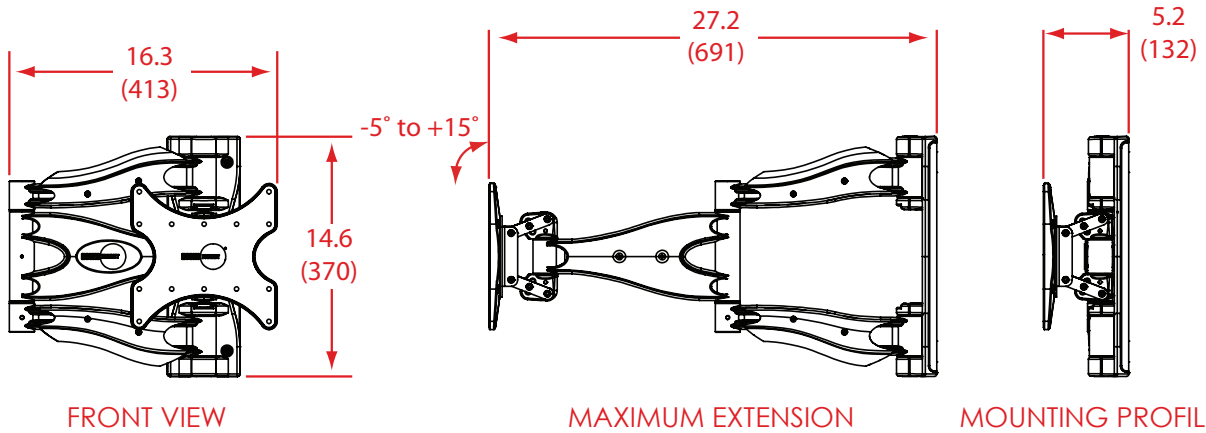
## Product Benefits

- Tilt, pan and swivel for maximum viewing flexibility
- Die-cast aluminum construction for maximum support in a lightweight mount
- I-beam arm design for added strength
- Innovative 4-link tilt mechanism for smooth, effortless movement
- Double-capacity cable management system guides wires
- Includes adapters for greater VESA compatibility
- Built-in screen leveling
- Lift n' Lock™ allows you to easily attach your flat panel to the mount
- Locking system secures panel to mount
- Rotate for portrait or landscape orientation
- Installation template for simple and accurate mounting
- Includes complete hardware kit

	Color	Stock Code	Packaging UPC	MC UPC	Dimensions WxDxH Inches (mm)	Wt lbs (kg)	Qty
Americas	Black	1003074-1	728901014635	728901707858	<b>Box</b> 15.9 x 17.7 x 5.3 (405x450x135)	18.3 (8.3)	NA
International	Black	1003005-1	728901017292	728901710605	<b>MC</b> 16.7 x 18.5 x 12 (425x470x305)	38.6 (17.5)	2

Box Contents	Qty
Wall plate	1
VESA plate	1
Full motion arm	1
Cable management cover	4
Complete mount installation hardware kit	1

Box Contents	Qty
Complete panel attachment hardware kit	1
Installation template	1
Instruction manual	1
Flat Panel Compatibility Chart	1



inches (mm)